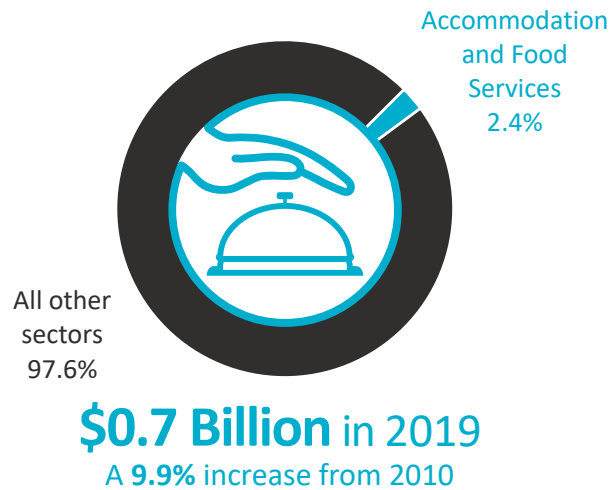




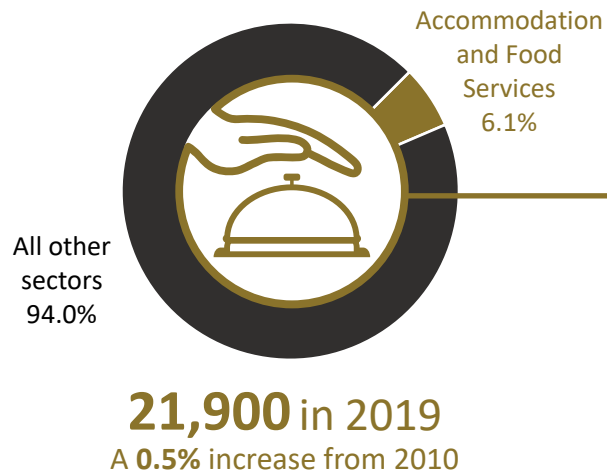
# A Profile of the ACCOMMODATION AND FOOD SERVICES SECTOR IN NEW BRUNSWICK

## Current Business Environment

### Real GDP\*



### Employment




### Major Occupations

- 1** 5,800 – Food counter attendants, kitchen helpers and related support occupations
- 2** 3,600 – Cooks
- 3** 3,200 – Food and beverage servers
- 4** 2,300 – Restaurant and food service managers
- 5** 1,700 – Cashiers

## Business Outlook (2018-2027)

### Real GDP\*



### Employment



### Job Openings



### Legend

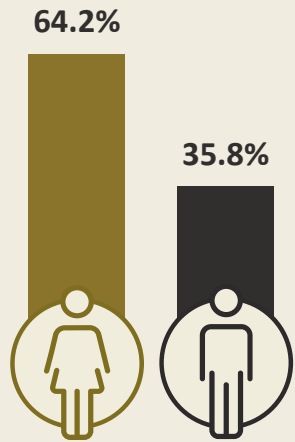
- Accommodation and Food Services sector
- New Brunswick
- Canada
- Male
- Female

\*Gross Domestic Product (GDP)

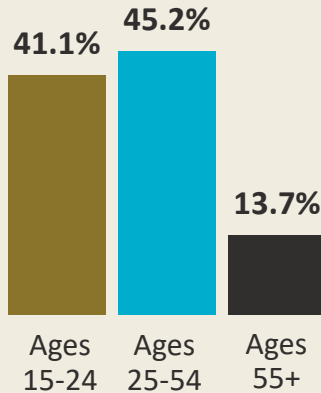
The scope of this profile includes North American Industry Classification System (NAICS 2017) sector 72.

# Human Resources Profile

## Employment Demographics

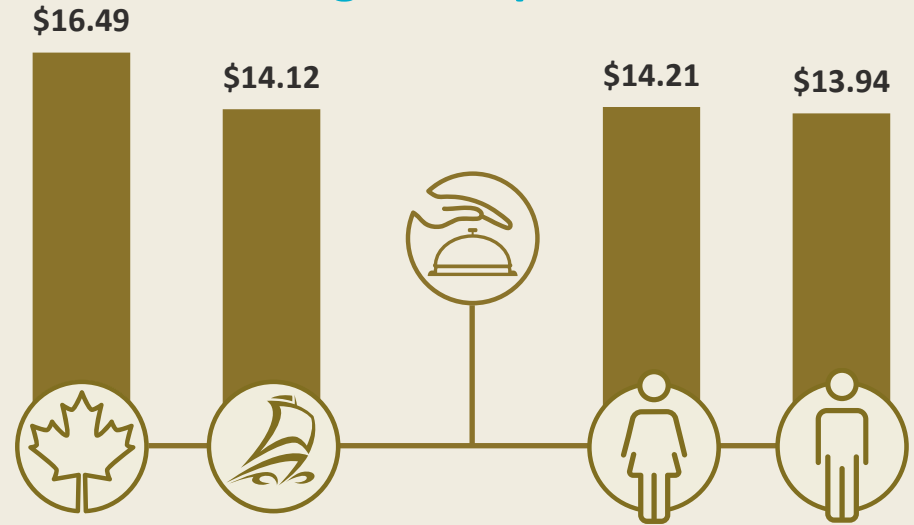


Sex: 2019



Age: 2019

## Wage Comparison



Average Hourly Wage: 2019

## Employers

1,729 in 2019

## Regional Highlights

## Employed

21,900 in 2019

