



A Profile of the **NATURAL RESOURCES SECTOR IN NEW BRUNSWICK**

September 2021

NBjobs.ca

Table of Contents

Current Business Environment	2
GDP and Productivity	2
Employment in New Brunswick	3
Human Resources Profile	4
Demographics	4
Major Occupations	5
Wage and Salary Information	5
Regional Highlights	6
Employers	6
Employed	6
Business Outlook 2018-2027	7
GDP Forecast	7
Employment Forecast	7
Links for Further Information	8
Government Sources	8
Sector Associations	8

Note: This profile includes data from a variety of sources that use different methodologies and are subject to periodic retroactive revisions. As a result, data from one source may not match with data from other datasets. Information about the sources and methodologies used are available upon request. In some instances source data points have been suppressed. Where this occurs, the data values presented have been inferred from non-suppressed data. Also, some totals may not equal the sum of their components due to rounding.

Sector Definition

For the purpose of this profile, the Natural Resources sector includes the following sectors:

Agriculture, Forestry, Fishing and Hunting: This sector consists of establishments that are primarily engaged in growing crops, raising animals, harvesting timber, harvesting fish and other animals from their natural habitats and providing related support activities. Establishments primarily engaged in agricultural research or that supply veterinary services are not included in this sector.

Mining, Quarrying, and Oil & Gas Extraction: This sector consists of establishments that are primarily engaged in exploration for and/or extracting naturally occurring minerals. These can be solids, such as coal and ores; liquids, such as crude petroleum; and gases, such as natural gas.

The scope of this profile includes North American Industry Classification System (NAICS 2017) sectors 11 and 21.

Legend



Natural Resources sector



All sectors



Male



New Brunswick



Canada



Female

Current Business Environment

GDP* and Productivity


In 2019:

- The Natural Resources sector represented 4.5% of New Brunswick's (NB) GDP, contributing \$1.3 billion (*chained 2012 dollars*)^{1, 2}
- NB Labour Productivity^{2, 3} (*a measure of productivity based on GDP per hour worked in the sector*):
 - This sector – \$49.07 output per hour of work (*chained 2012 dollars*)
 - Average of all sectors – \$48.47 output per hour of work (*chained 2012 dollars*)

* Gross Domestic Product

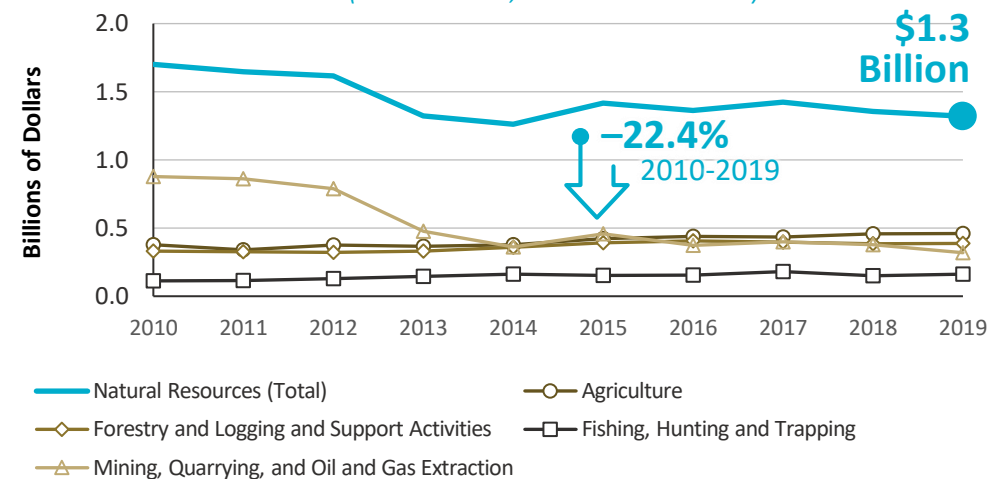
Proportion of GDP in NB: 2019¹
Natural Resources Sector

Natural Resources
4.5%



All other sectors
95.5%

Real GDP²
NB Natural Resources Sector
(at Basic Prices, Chained 2012 Dollars)



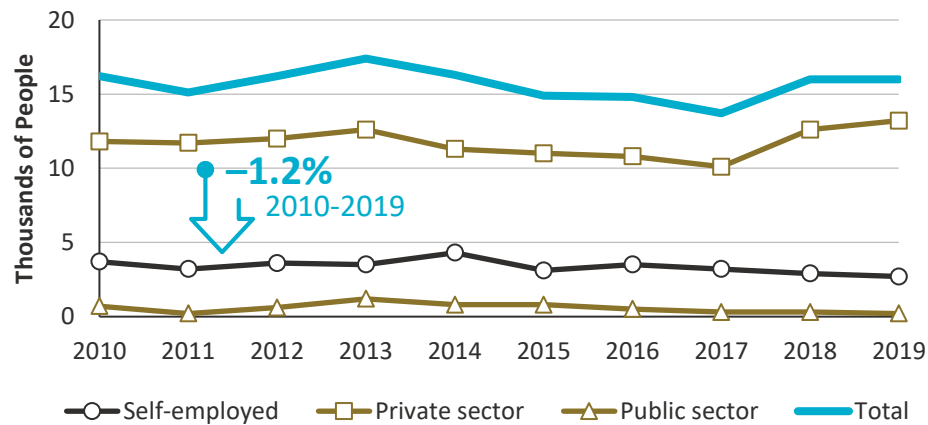
Employment in New Brunswick

In 2019:

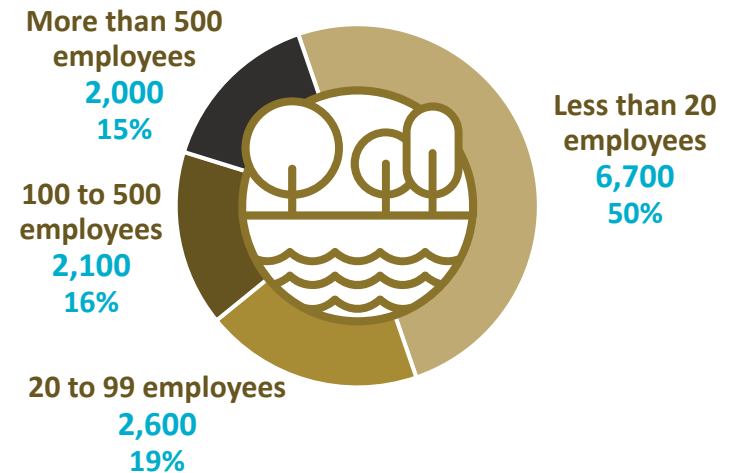
- 16,000 were employed in the NB Natural Resources sector⁴
- 4.4% of all employed in NB worked in this sector⁴
- 7.5% of employees in this NB sector were part of a union and/or covered by a collective agreement – versus 29.1% of all employees in the Province⁵

Employment: 2019 ⁴ NB Natural Resources Sector					
Sector	Employed	% Change from 2010	Full Time	Part Time	Unemployed (Unemployment Rate)
All sectors (Total)	361,100	+1.0%	85.0%	15.0%	31,900 (8.1%)
Natural Resources (Total)	16,000	-1.2%	93.8%	6.3%	3,100 (16.2%)
Agriculture	5,800	-3.3%	86.2%	13.8%	1,100 (15.9%)
Forestry and Logging and Support Activities	3,600	-2.7%	97.2%	2.8%	500 (11.9%)
Fishing, Hunting and Trapping	2,400	+33.3%	95.8%	4.2%	900 (28.1%)
Mining, Quarrying, and Oil and Gas Extraction	4,200	-12.5%	100.0%	0.0%	600 (12.5%)

Employment: 2009-2019⁶
NB Natural Resources Sector



Employment by Size of Employer: 2019⁷
NB Natural Resources Sector



Human Resources Profile

Demographics

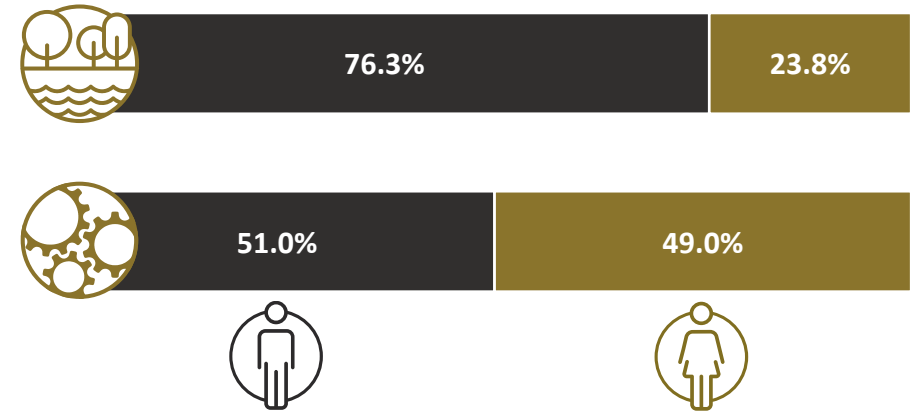
In 2019:

- 19,100 people were part of the labour force in the NB Natural Resources sector, of which 16,000 were employed⁴

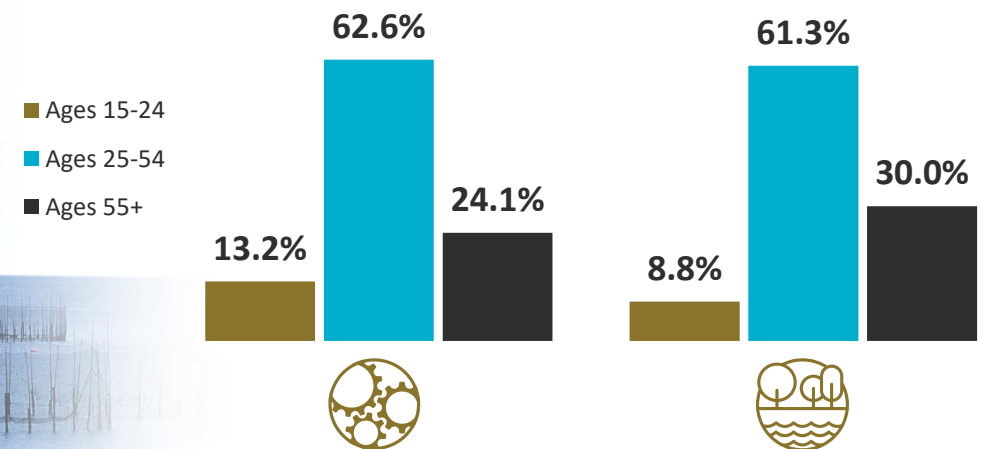
From 2010 to 2019:

- The percentage of females employed in the sector increased from 21.0% to 23.8%⁴
- The percentage of workers employed in this sector:⁴
 - Ages 15-24 decreased 1.1 percentage points
 - Ages 25-54 decreased 4.8 percentage points
 - Ages 55 and over increased 5.9 percentage points

NB Employment by Sex: 2019⁴
Natural Resources Sector vs All Sectors



NB Employment by Age: 2019⁴
Natural Resources Sector vs All Sectors



Major Occupations

In 2019:

- 33.2% of those working in the NB Natural Resources sector worked in one of the five National Occupation Code (NOC) occupations listed in the table to the right⁸
- These 4,300 employees represented 1.2% of all employed in NB⁸

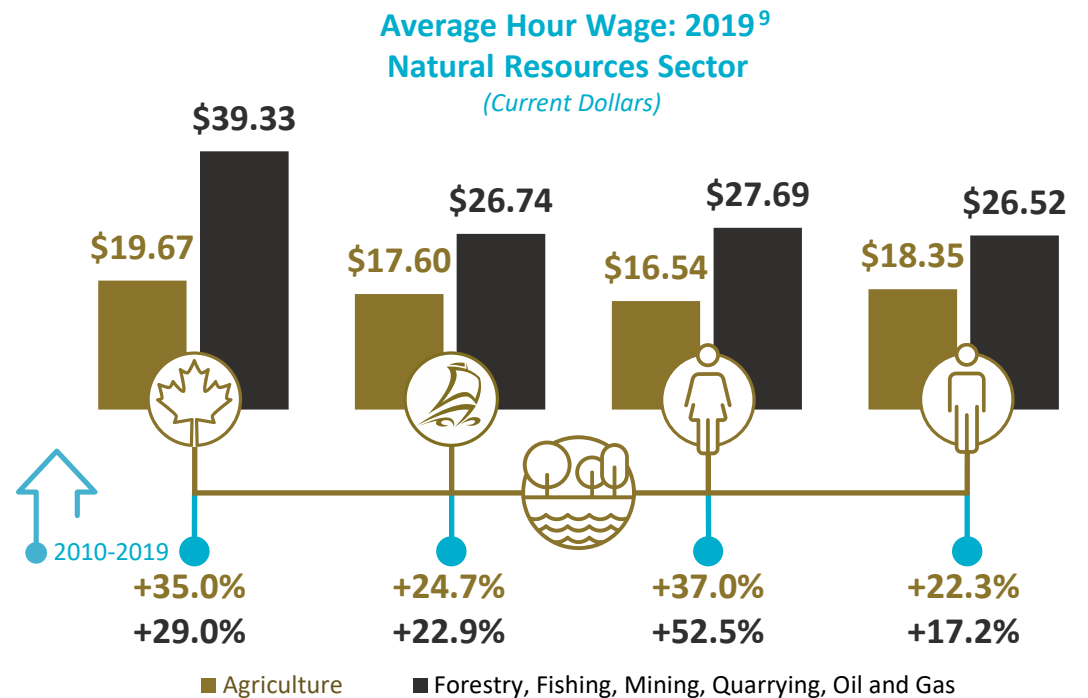


Major Occupations: 2019 ⁸ NB Natural Resources Sector		
Occupation	Employed	NOC
General farm workers	1,500	8431
Managers in agriculture	1,200	0821
Fishermen/women	900	8262
Logging and forestry labourers	400	8616
Transport truck drivers	400	7511

Wage and Salary Information

In 2019:

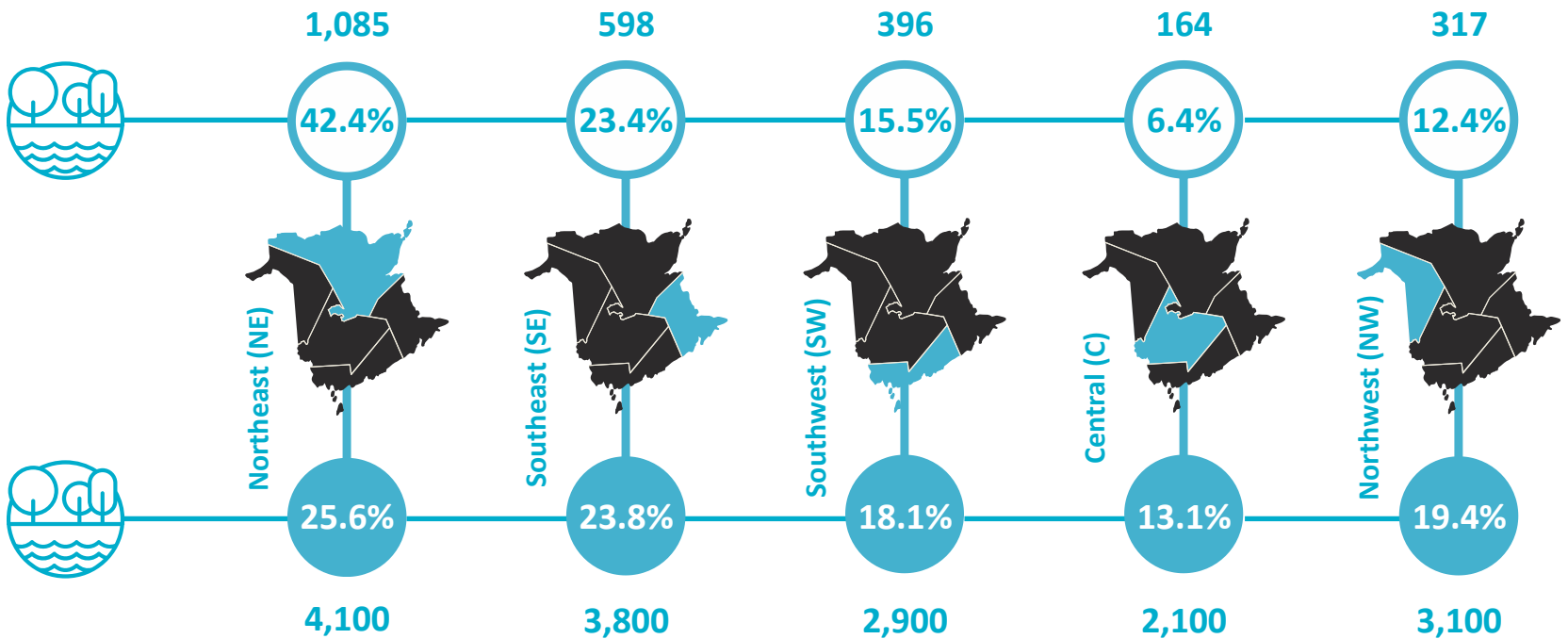
- The average wage in the NB Agriculture sector (\$17.60) was less than than the average NB wage across all sectors (\$23.49)⁹
- The average wage in the NB Forestry, Fishing, Mining, Quarrying, Oil and Gas sector (\$26.74) was greater than than the average NB wage across all sectors (\$23.49)⁹



Regional Highlights

Employers

Regional Distribution: 2019¹⁰

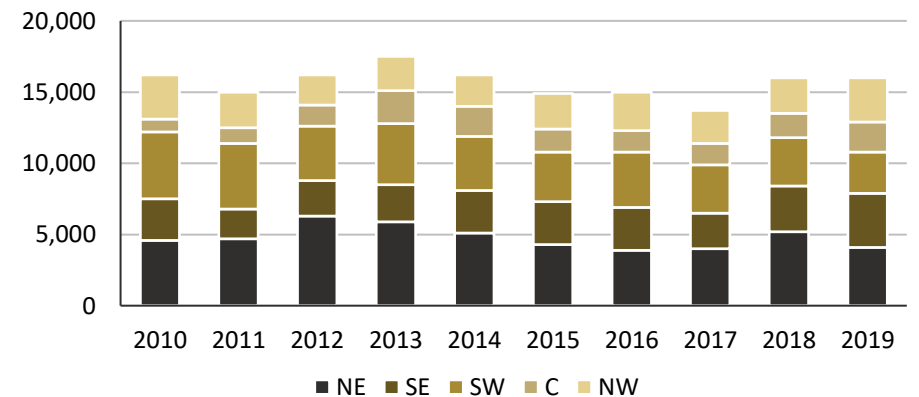


Employed

Regional Distribution: 2019¹¹

Number of Regional Employers by Employment Size: 2019 ¹⁰ NB Natural Resources Sector					
Region	1-9	10-49	50-199	200+	Total
NE	1,007	70	8	0	1,085
SE	561	33	3	1	598
SW	343	48	1	4	396
C	140	22	2	0	164
NW	231	79	6	1	317
Unknown	30	7	0	0	37
TOTAL	2,312	259	20	6	2,597

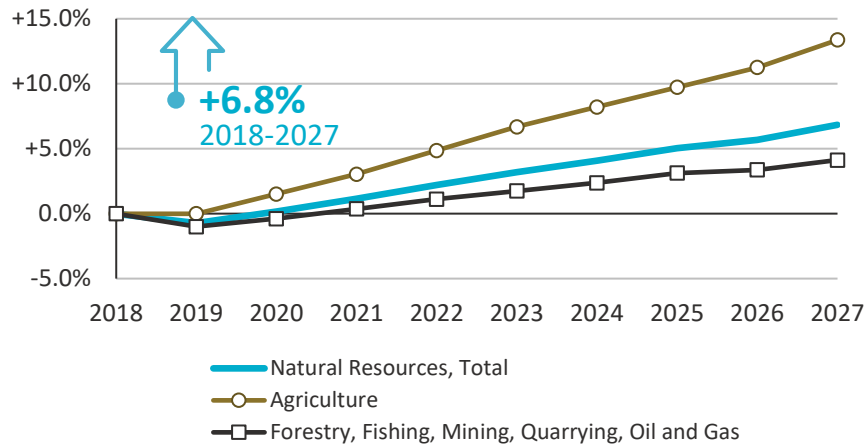
Employment by Economic Region: 2010-2019¹¹
NB Natural Resources Sector



Business Outlook 2018-2027

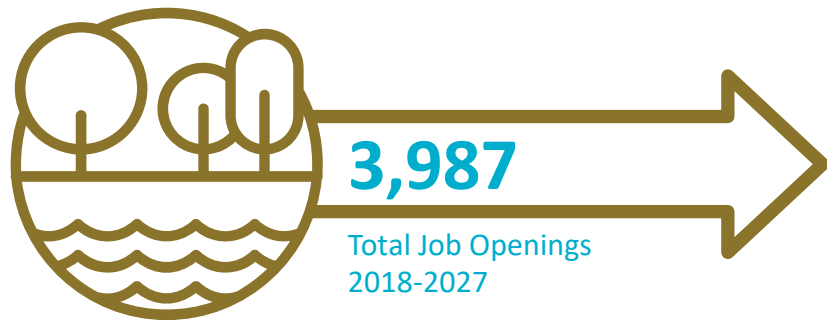
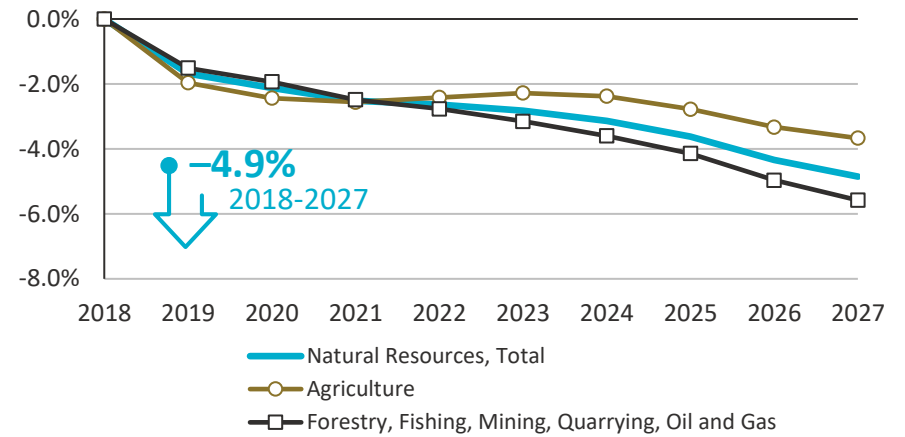
GDP Forecast

Forecasted Change in Real GDP⁸
NB Natural Resources Sector
(Relative to 2018)

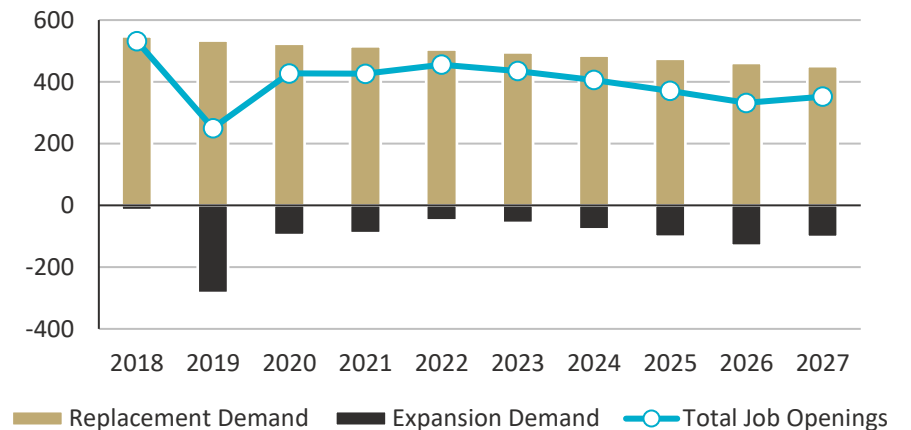


Employment Forecast

Forecasted Change in Employment⁸
NB Natural Resources Sector
(Relative to 2018)



Forecasted Job Openings⁸
NB Natural Resources Sector



Links for Further Information

Government Sources

- NBjobs.ca
- Labour Market Information
- Sector Definitions - North American Industry Classification System, 2017 (NAICS)
- Classification of Occupations - National Occupational Classification, 2016 (NOC)

Sector Associations

- Association of Registered Professional Foresters in New Brunswick
- Canada Beef
- Canadian Institute of Forestry
- Canadian Institute of Mining
- G3 Canada
- Grand Manan Fishermen's Association
- Maritime College of Forest Technology
- Mining Association of Canada

For Additional Information Contact:

New Brunswick Department of Post-Secondary Education,
Training and Labour

lmi@gnb.ca

Prepared by:



Data Sources

- ¹ Statistics Canada, Table 36-10-0400
- ² Statistics Canada, Table 36-10-0402
- ³ Statistics Canada, Table 36-10-0489
- ⁴ Statistics Canada, Table 14-10-0023
- ⁵ Statistics Canada, Table 14-10-0070
- ⁶ Statistics Canada, Table 14-10-0027

- ⁷ Statistics Canada, Table 14-10-0068
- ⁸ Stokes Economics, Customized New Brunswick Forecast
- ⁹ Statistics Canada, Table 14-10-0064
- ¹⁰ Statistics Canada via the Community Data Program
- ¹¹ Statistics Canada, Table 14-10-0392

