

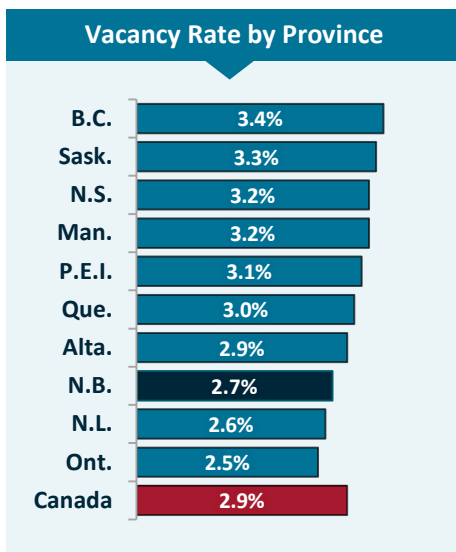
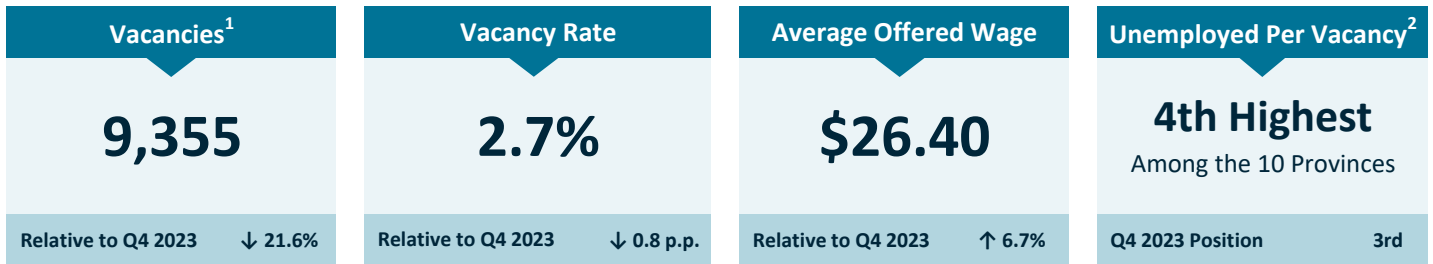


Job Vacancy Report

New Brunswick – Q4 2024 (Oct to Dec 2024)



(1) A job is considered vacant if it meets the following conditions: it is vacant on the reference date or will become vacant during the month; there are tasks to be carried out during the month for the job in question; and the employer is actively seeking a worker outside the organization to fill the job.

(2) This ratio tells how many unemployed individuals are available for each vacant position and is a measure of the labour market tightness.

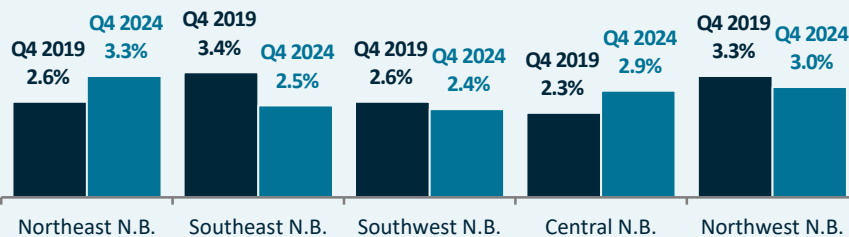
Vacancy Rate for Selected Industries

	New Brunswick		Canada
	Q4 2019	Q4 2024	(Q4 2024)
Agriculture, forestry, fishing and hunting	2.0%	2.1%	2.9%
Construction	2.2%	3.1%	2.9%
Manufacturing	3.6%	2.5%	2.0%
Retail trade	2.5%	2.4%	2.6%
Transportation and warehousing	2.9%	3.2%	3.4%
Finance and insurance	3.8%	1.7%	2.2%
Professional, scientific and technical services	3.0%	2.3%	2.9%
Educational services	0.8%	1.1%	1.4%
Health care and social assistance	3.5%	4.1%	4.7%
Arts, entertainment and recreation	1.7%	1.9%	2.3%
Accommodation and food services	5.1%	2.3%	3.8%
All other industries	2.3%	2.6%	2.5%

Vacancies by Occupational Group

	Vacancies in New Brunswick
Legislative and senior management occupations	10
Business, finance and administration	960
Natural and applied sciences	480
Health	2,025
Education, law and social, community & government services	765
Art, culture, recreation and sport	75
Sales and service	2,530
Trades, transport and equipment operators and related	1,705
Natural resources, agriculture and related production	175
Manufacturing and utilities	635

Vacancy Rate by Region



Vacancies by Education Level

