

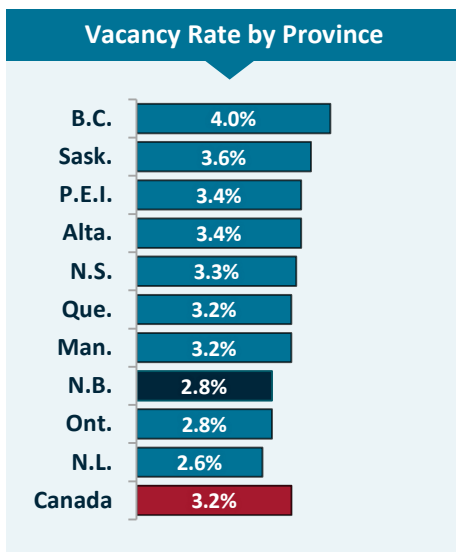
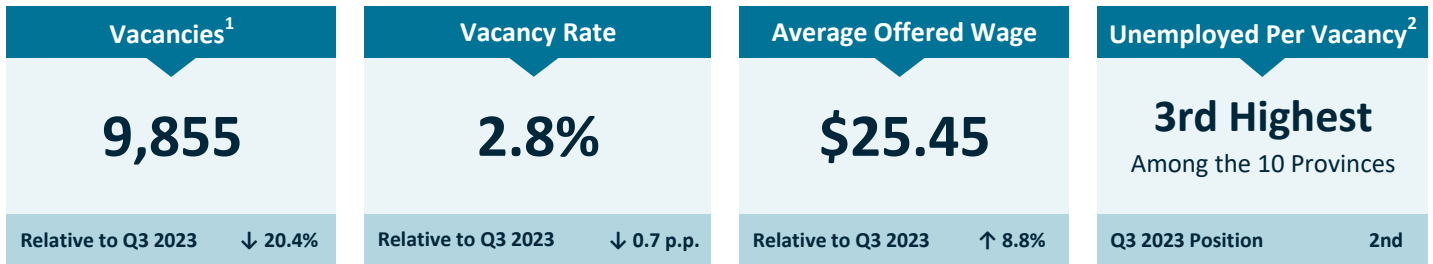


Job Vacancy Report

New Brunswick – Q3 2024 (Jul to Sep 2024)



(1) A job is considered vacant if it meets the following conditions: it is vacant on the reference date or will become vacant during the month; there are tasks to be carried out during the month for the job in question; and the employer is actively seeking a worker outside the organization to fill the job.

(2) This ratio tells how many unemployed individuals are available for each vacant position and is a measure of the labour market tightness.

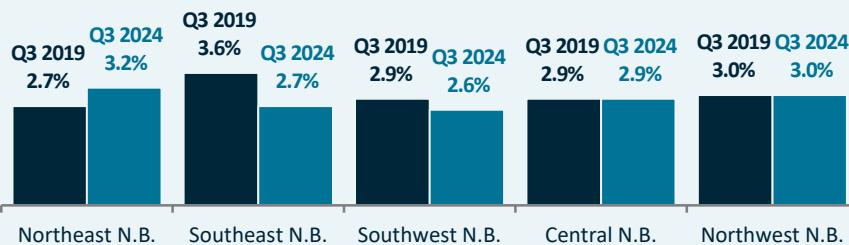
Vacancy Rate for Selected Industries

	New Brunswick		Canada
	Q3 2019	Q3 2024	(Q3 2024)
Agriculture, forestry, fishing and hunting	3.3%	5.6%	3.4%
Construction	2.6%	3.0%	3.6%
Manufacturing	3.9%	2.3%	2.2%
Retail trade	3.0%	2.3%	2.7%
Transportation and warehousing	2.9%	2.7%	3.3%
Finance and insurance	2.3%	2.0%	2.3%
Professional, scientific and technical services	3.7%	2.3%	3.0%
Educational services	1.1%	1.3%	1.7%
Health care and social assistance	2.6%	4.3%	4.8%
Arts, entertainment and recreation	1.9%	1.9%	2.4%
Accommodation and food services	6.2%	2.9%	4.6%
All other industries	2.8%	2.4%	2.9%

Vacancies by Occupational Group

	Vacancies in New Brunswick
Legislative and senior management occupations	---
Business, finance and administration	855
Natural and applied sciences	490
Health	1,970
Education, law and social, community & government services	1,035
Art, culture, recreation and sport	---
Sales and service	2,675
Trades, transport and equipment operators and related	1,635
Natural resources, agriculture and related production	545
Manufacturing and utilities	545

Vacancy Rate by Region



Vacancies by Education Level

