

NEW BRUNSWICK LABOUR FORCE STATISTICS

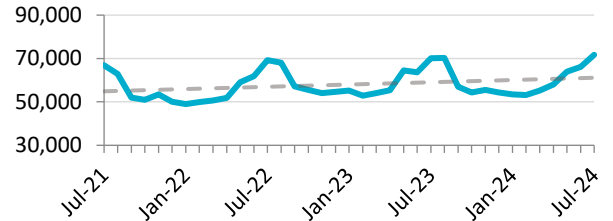
DATA FOR JULY 2024 (RELEASED AUGUST 2024)

YOUTH STATISTICS – UNADJUSTED FOR SEASONALITY

It is recommended to consider trends over the long-term

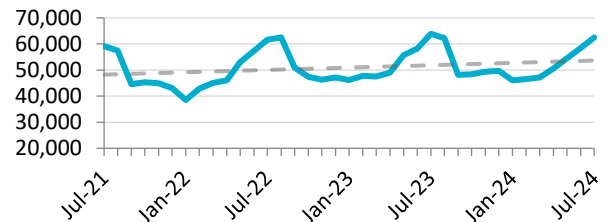
Labour Force

71,700 in July 2024
+5,600 (+8.5%) Month-over-Month (+6.6% Nationally)
+1,500 (+2.1%) Year-over-Year (+3.6% Nationally)



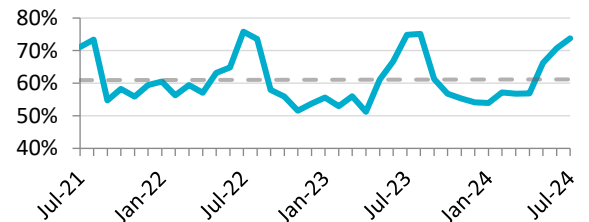
Employment

62,500 in July 2024
+4,100 (+7.0%) Month-over-Month (+5.5% Nationally)
-1,400 (-2.2%) Year-over-Year (+0.0% Nationally)



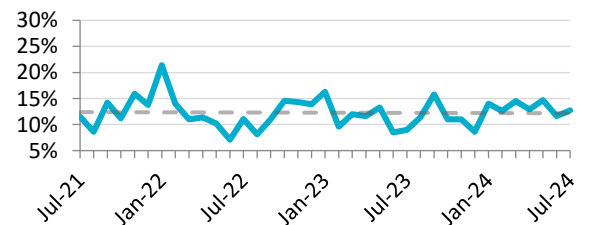
Full-Time Employment Rate

73.8% in July 2024 (61.8% Nationally)
+3.0 p.p. Month-over-Month (+6.3 p.p. Nationally)
-1.0 p.p. Year-over-Year (+0.2 p.p. Nationally)



Unemployment Rate

12.7% in July 2024 (14.5% Nationally)
+1.1 p.p. Month-over-Month (+0.9 p.p. Nationally)
+3.7 p.p. Year-over-Year (+3.0 p.p. Nationally)



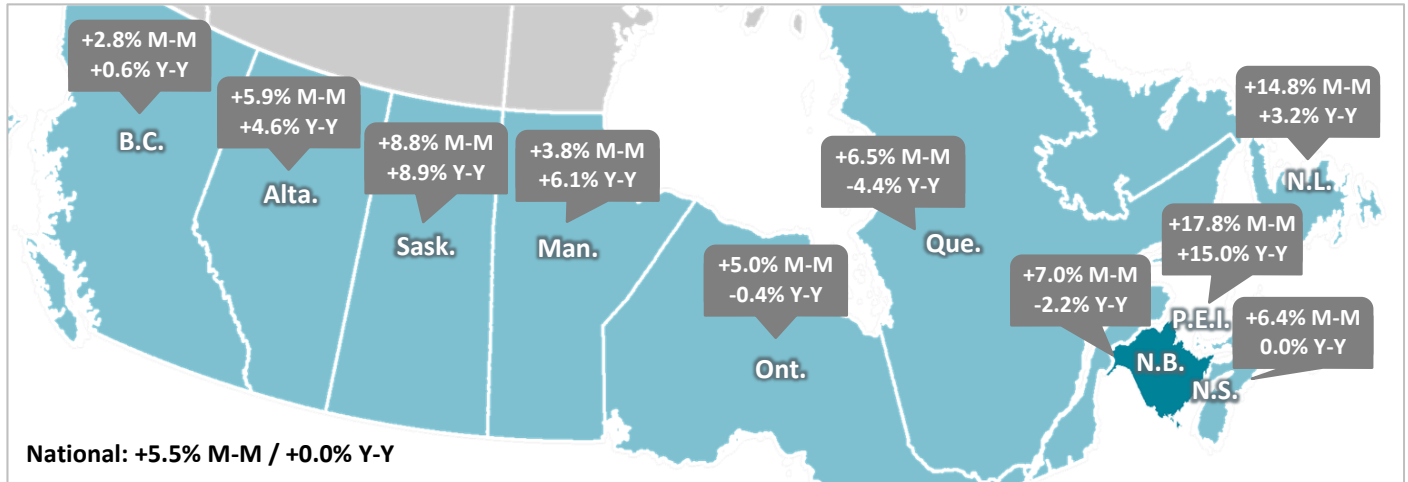
Labour Force Characteristics - Seasonally Adjusted (Ages 15+)

	Jul-23	Jun-24	Jul-24	M-M Change		Y-Y Change	
Working-Age Population	88,300	94,000	94,700	+700	+0.7%	+6,400	+7.2%
Labour Force	70,200	66,100	71,700	+5,600	+8.5%	+1,500	+2.1%
Employment	63,900	58,400	62,500	+4,100	+7.0%	-1,400	-2.2%
FT Employment	47,800	41,300	46,100	+4,800	+11.6%	-1,700	-3.6%
PT Employment	16,100	17,100	16,500	-600	-3.5%	+400	+2.5%
Unemployment	6,300	7,700	9,100	+1,400	+18.2%	+2,800	+44.4%
Participation Rate (%)	79.5%	70.3%	75.7%	+5.4 (pp)		-3.8 (pp)	
Employment Rate (%)	72.4%	62.1%	66.0%	+3.9 (pp)		-6.4 (pp)	
Unemployment Rate (%)	9.0%	11.6%	12.7%	+1.1 (pp)		+3.7 (pp)	

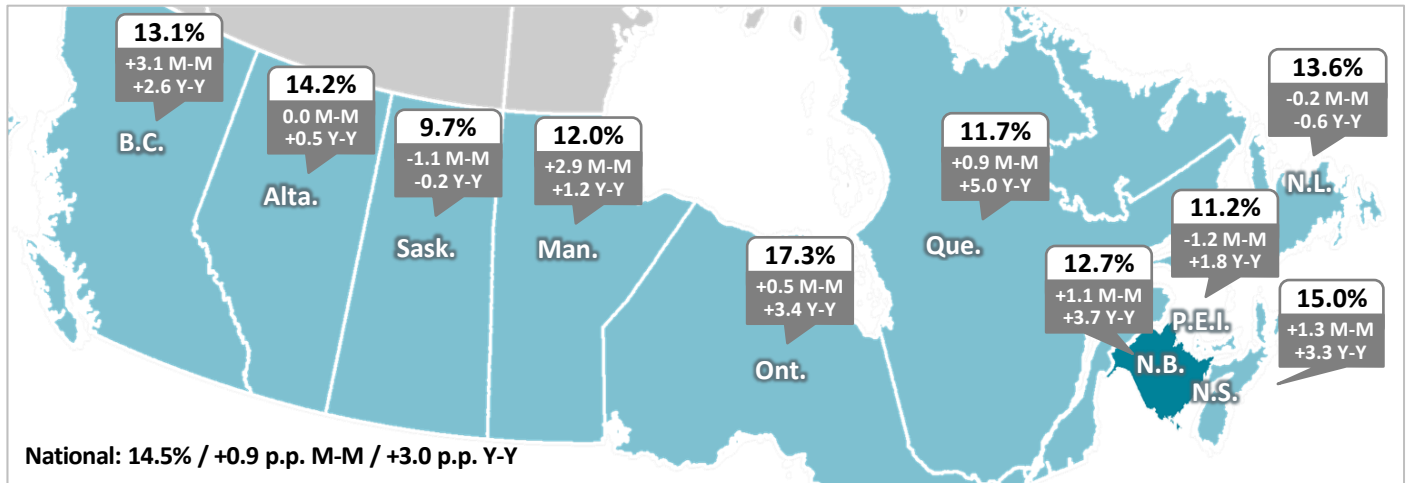
M-M = month over month. Y-Y = year over year. The dark grey lines in the charts above represents the linear trend line.

Youth Statistics - Data for July 2024 (Unadjusted for Seasonality)

Employment Growth



Unemployment Rate



Participation Rate

