

# NEW BRUNSWICK LABOUR FORCE STATISTICS

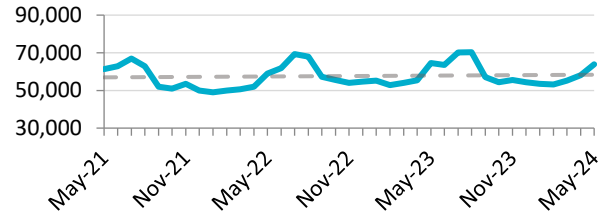
DATA FOR MAY 2024 (RELEASED JUNE 2024)

## YOUTH STATISTICS – UNADJUSTED FOR SEASONALITY

It is recommended to consider trends over the long-term

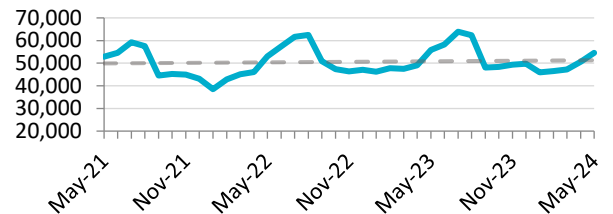
### Labour Force

**63,900** in May 2024  
**+5,800** (+10.0%) Month-over-Month (+9.5% Nationally)  
**-600** (-0.9%) Year-over-Year (+4.6% Nationally)



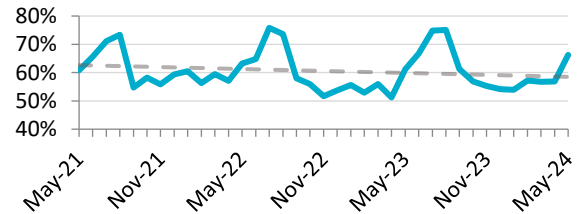
### Employment

**54,500** in May 2024  
**+3,900** (+7.7%) Month-over-Month (+8.5% Nationally)  
**-1,300** (-2.3%) Year-over-Year (+1.9% Nationally)



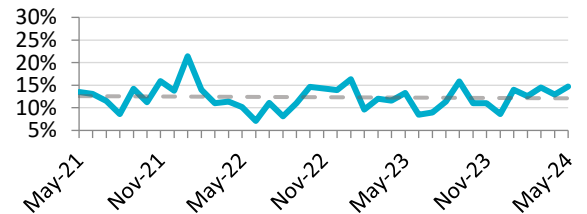
### Full-Time Employment Rate

**66.2%** in May 2024 (51.4% Nationally)  
**+9.3 p.p.** Month-over-Month (+4.7 p.p. Nationally)  
**+5.1 p.p.** Year-over-Year (-0.5 p.p. Nationally)



### Unemployment Rate

**14.7%** in May 2024 (14.0% Nationally)  
**+1.8 p.p.** Month-over-Month (+0.8 p.p. Nationally)  
**+1.4 p.p.** Year-over-Year (+2.2 p.p. Nationally)



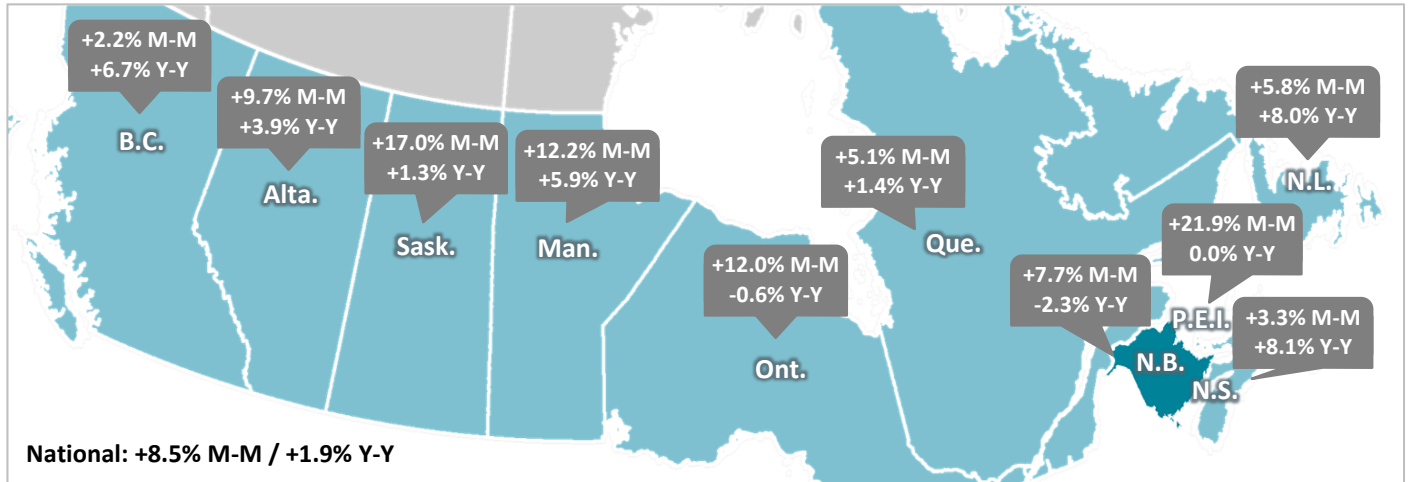
### Labour Force Characteristics - Seasonally Adjusted (Ages 15+)

	May-23	Apr-24	May-24	M-M Change		Y-Y Change	
Working-Age Population	87,400	92,700	<b>93,300</b>	+600	+0.6%	+5,900	+6.8%
Labour Force	64,500	58,100	<b>63,900</b>	+5,800	+10.0%	-600	-0.9%
Employment	55,800	50,600	<b>54,500</b>	+3,900	+7.7%	-1,300	-2.3%
FT Employment	34,100	28,800	<b>36,100</b>	+7,300	+25.3%	+2,000	+5.9%
PT Employment	21,700	21,800	<b>18,400</b>	-3,400	-15.6%	-3,300	-15.2%
Unemployment	8,600	7,500	<b>9,400</b>	+1,900	+25.3%	+800	+9.3%
Participation Rate (%)	73.8%	62.7%	<b>68.5%</b>	+5.8 (pp)		-5.3 (pp)	
Employment Rate (%)	63.8%	54.6%	<b>58.4%</b>	+3.8 (pp)		-5.4 (pp)	
Unemployment Rate (%)	13.3%	12.9%	<b>14.7%</b>	+1.8 (pp)		+1.4 (pp)	

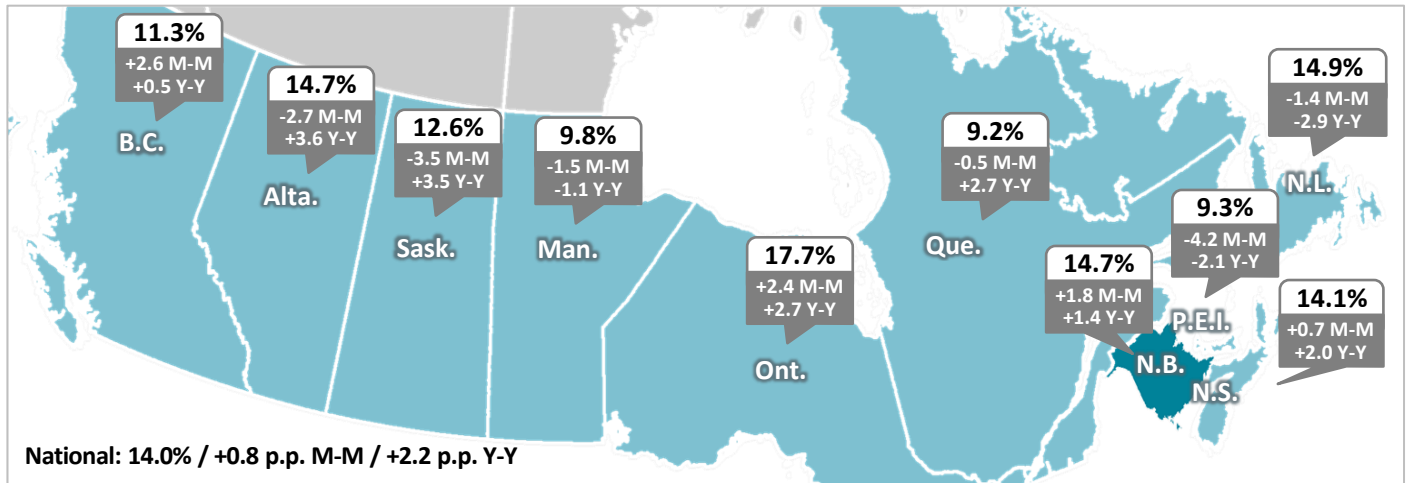
M-M = month over month. Y-Y = year over year. The dark grey lines in the charts above represents the linear trend line.

# Youth Statistics - Data for May 2024 (Unadjusted for Seasonality)

## Employment Growth



## Unemployment Rate



## Participation Rate

